

EG-(SERIES)M60-C AR COATED GLASS

Commitment of EGing PV to continuous improvement in techniques and knowhow for manufacturing ensures the high quality of EGing Modules. They deliver high performance with stable efficiency for wide variety of applications ranging from roof systems of different sizes to large and utility scale solar farms.



EGing Module Features

Flexible Size:

EGing supply chain management expertise makes possible customer tailored module solutions for different systems and applications.

Product Warranty: 10 years

Guaranteed power output:

90% power output in 10 years and 80% in 25 years, calculated from the date of delivery


Tested by leading institutes and certified for reliability:

- TUV, IEC 61215, IEC 61730
- VDE, IEC 61215, IEC 61730
- MCS
- CE



ELECTRICAL CHARACTERISTICS

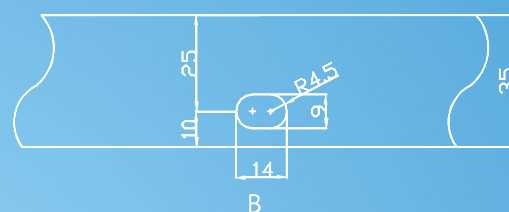
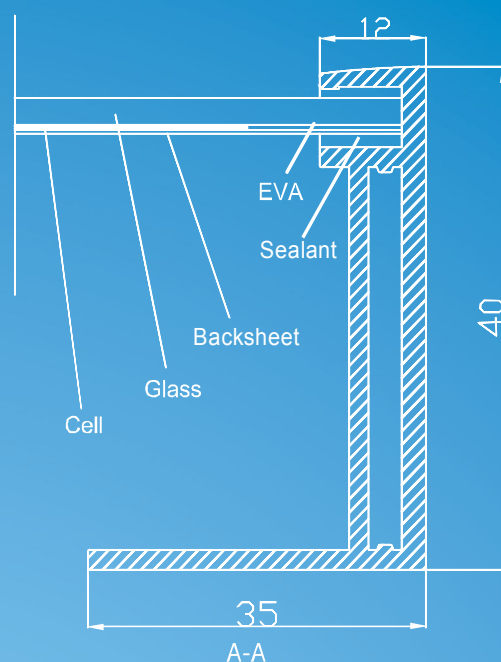
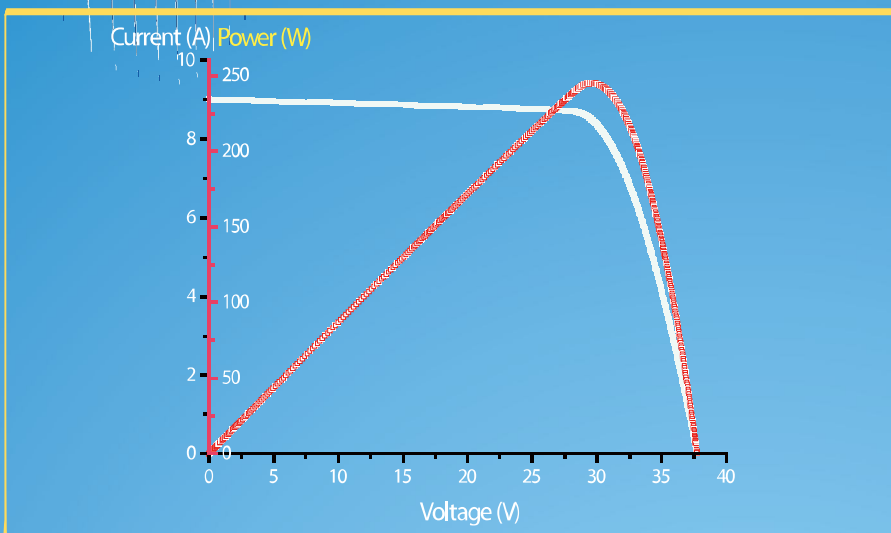
Maximum Power(W)		245	250	255	260	265
Power Tolerance(%)		0~+3	0~+3	0~+3	0~+3	0~+3
Maximum Power Voltage(V)		29.75	29.99	30.26	30.56	30.85
Maximum Power Current(A)		8.24	8.34	8.43	8.51	8.59
Open Circuit Voltage(V)		37.10	37.28	37.49	37.68	37.85
Short Circuit Current(A)		8.83	8.90	8.94	8.99	9.05
Module Efficiency(%)		15.0	15.3	15.6	15.9	16.2
Maximum System Voltage(V)		1000	1000	1000	1000	1000
Maximum Reverse Current(A)		20	20	20	20	20
Temperature Coefficient	Pmax	% / °C		-(0.43±0.05)		
	Isc	% / °C		0.04±0.015		
	Voc	% / °C		-(0.325±0.1)		
Standard Test Condition:						

Irradiance 1000W/m², module temperature 25°C, AM1.5

MECHANICAL CHARACTERISTICS

Number of Cells	pcs	60
Size of Cell	mm	156X156
Size of Module	mm	1650X990X40
Weight	kg	19.0
Connector	MC4 compatible	

IV CURVES



ABSOLUTE MAXIMUM RATINGS

Temperature Range (°C)	-40 ~ +85
Surface Maximum Load Capacity(Pa)	5400
Allowable Hail Load	25mm ice-ball with velocity of 23m/s

Specifications in this catalog sheet are subject to technical changes and product innovations. EGing PV reserves the right of final interpretation.